



RB100-LT

Voltage: 12.8V | Capacity: 100 Ah | Energy: 1280 Wh | Group: 31

LITHIUM IRON PHOSPHATE BATTERY **LiFePO₄**

ELECTRICAL SPECIFICATIONS

Nominal Voltage	12.8 V
Nominal Capacity	100 Ah
Capacity @ 25A	240 min
Resistance	≤30 mΩ @ 50% SOC
Efficiency	99%
Self Discharge	<3% per Month
Maximum Modules in Series	1 (Single-Use)

DISCHARGE SPECIFICATIONS

Maximum Continuous Discharge Current	100 A
Peak Discharge Current	200 A (7.5 s ±2.5 s)
BMS Discharge Current Cut-Off	280 A ±50 A (32 ±10 ms)
Recommended Low Voltage Disconnect	11 V
BMS Discharge Voltage Cut-Off	9.2 V (2.3 ±0.08 vpc) (4.7 ±1 s)
Reconnect Voltage	10 V (2.5 ±0.1 vpc)
Short Circuit Protection	200-600 μs

TEMPERATURE SPECIFICATIONS

Discharge Temperature	-4 to 140 °F (-20 to 60 °C)
Charge Temperature*	-4 to 113 °F (-20 to 45 °C)
Storage Temperature	23 to 95 °F (-5 to 35 °C)
BMS High Temperature Cut-Off - Discharge	185 °F (85 °C)
BMS High Temperature Cut-Off - Charge	140 °F (60 °C)
Reconnect Temperature	122 °F (50 °C)

*Refer to charge currents below 32°F (0°C)

MECHANICAL SPECIFICATIONS

Dimensions (L x W x H)	13 x 6.8 x 8.4" 329 x 172 x 214 mm
Weight	27.9 lbs (12.64 kg)
Terminal Type	M8 x 1.25 x 12mm
Terminal Torque	80 - 100 in-lbs (9 - 11 N-m)
Case Material	ABS
Enclosure Protection	IP66
Cell Type - Chemistry	Cylindrical - LiFePO ₄

CHARGE SPECIFICATIONS

Recommended Charge Current	5 A - 50 A
Maximum Charge Current	100 A
Recommended Charge Voltage	14.2 V - 14.6 V
BMS Charge Voltage Cut-Off	15.4 V (3.85 ±0.025 vpc) (1000 ±200 ms)
Reconnect Voltage	14.6 V (3.65 ±0.05 vpc)
Balancing Voltage	14.4 V (3.6 ±0.025 vpc)

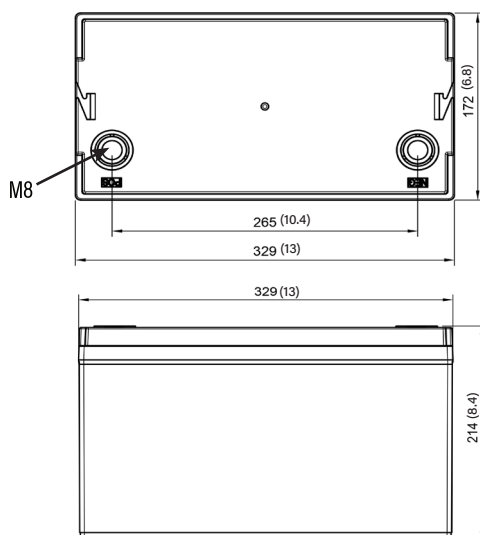
HEATING ELEMENT SPECIFICATIONS:

Heating Temperature Range	-4 to 41 °F (-20 to 5 °C)
Heating Time Approximately	1 hr @ 10 A
BMS Heating Element Cut-Off	167 °F (75 °C)

COMPLIANCE SPECIFICATIONS

Certifications	UN 38.3 & CE (battery) UL1642 (cells) (File# MH64523) IEC62133 (cells)
Shipping Classification	UN 3480, CLASS 9

DIMENSIONAL SPECIFICATIONS





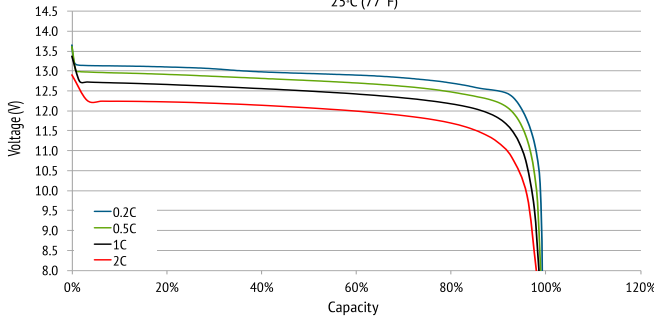
RB100-LT

Voltage: 12.8V | Capacity: 100 Ah | Energy: 1280 Wh | Group: 31

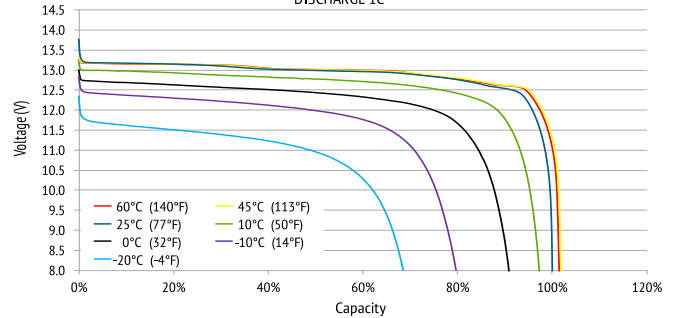
LITHIUM IRON PHOSPHATE BATTERY **LiFePO4**

PERFORMANCE CHARACTERISTICS

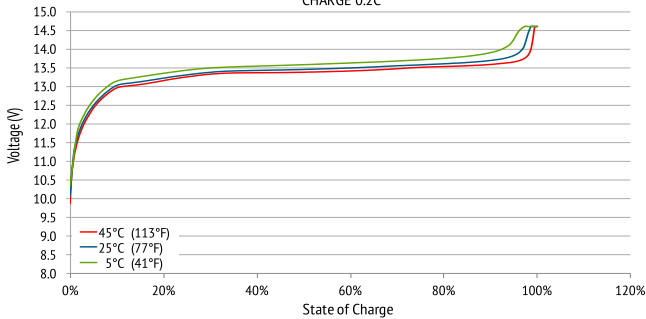
DISCHARGE VOLTAGE CHARACTERISTICS at VARIOUS RATES
25°C (77°F)



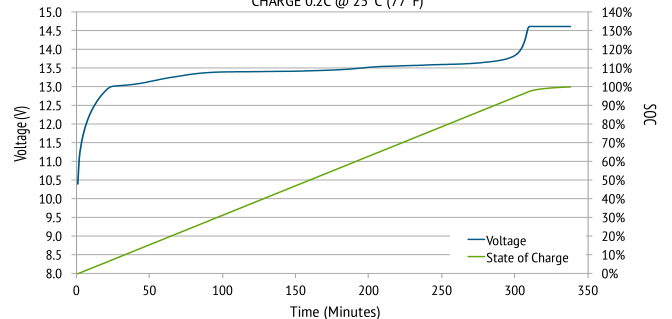
DISCHARGE VOLTAGE CHARACTERISTICS at VARIOUS TEMPERATURES
DISCHARGE 1C



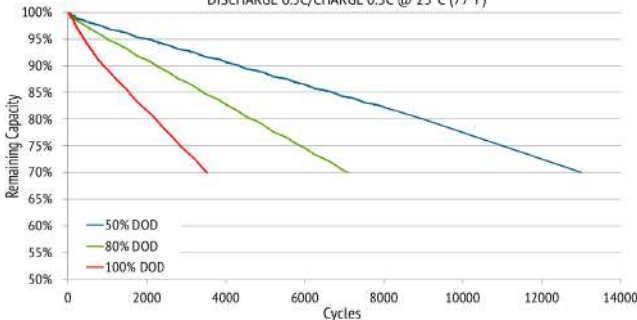
CHARGE VOLTAGE CHARACTERISTICS at VARIOUS TEMPERATURES
CHARGE 0.2C



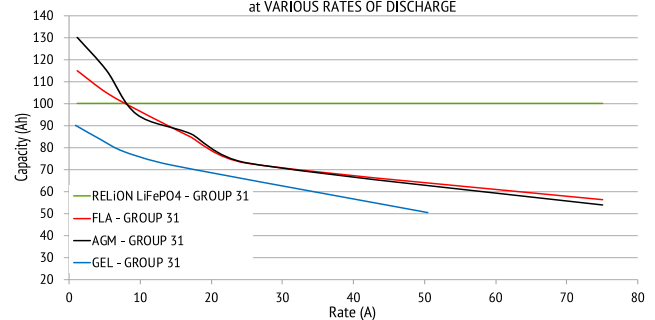
CHARGE VOLTAGE and STATE OF CHARGE (SOC)
CHARGE 0.2C @ 25°C (77°F)



CYCLE LIFE vs. DEPTH OF DISCHARGE (DOD)
DISCHARGE 0.5C/CHARGE 0.5C @ 25°C (77°F)



CAPACITY of RELION LiFePO4 vs. LEAD ACID
at VARIOUS RATES OF DISCHARGE



reliombattery.com

+1.803.547.7288 • TOLL FREE: (855) 931-2466 | 1433 Dave Lyle Blvd • Rock Hill, SC 29730

UN38.3

