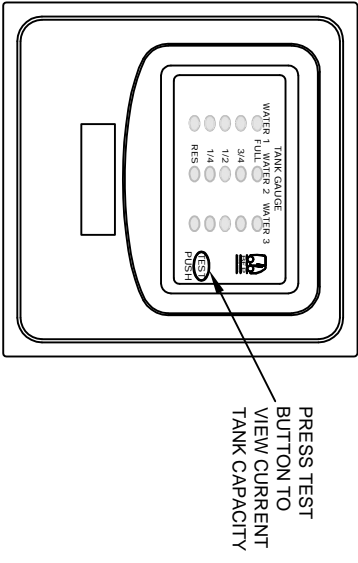
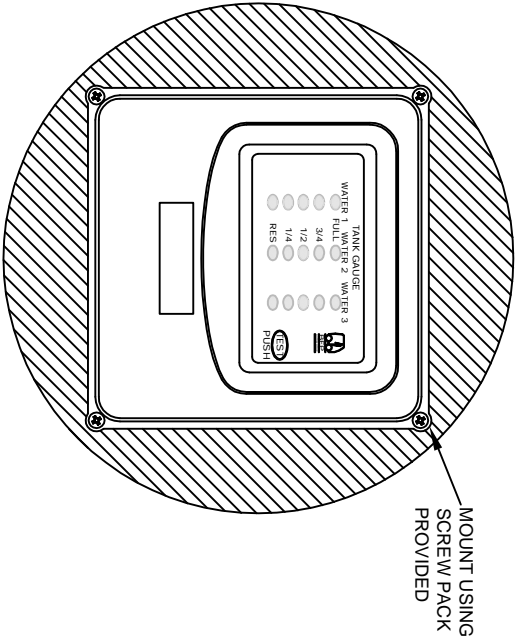
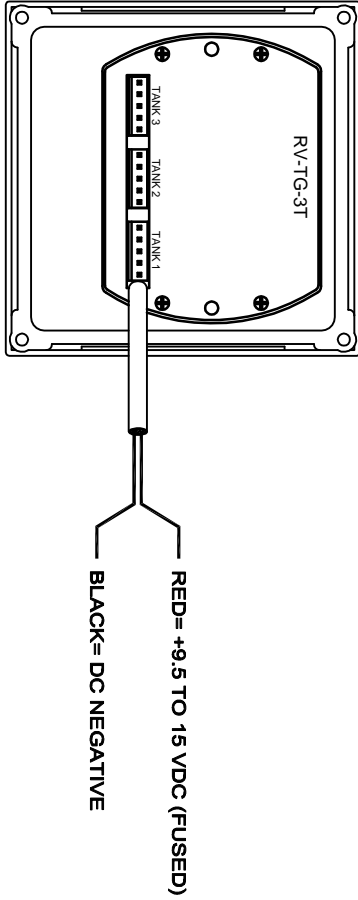
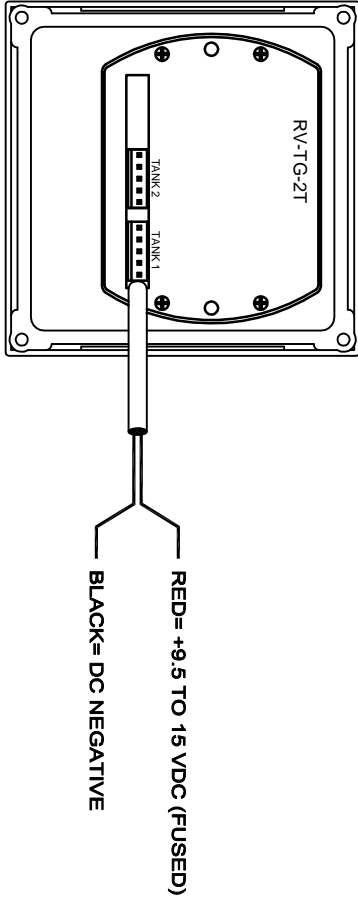
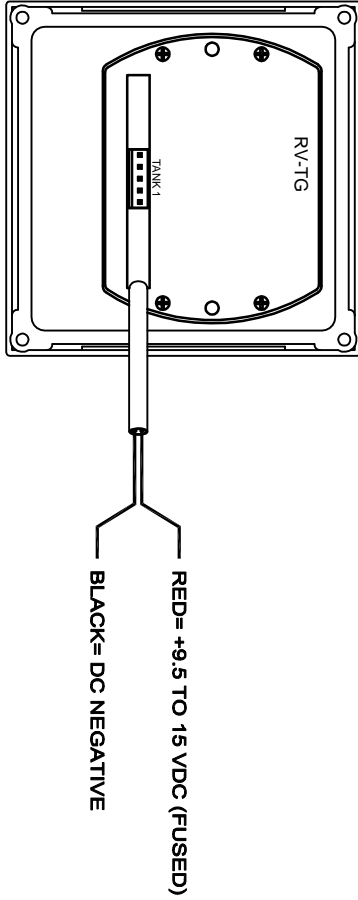


NOTE: THIS PRODUCT IS SUITED FOR USE ON PLASTIC OR FIBREGLASS TANKS ONLY

The LED Tank level gauges provide an economical and simple tank monitor of 1, 2 or 3 tanks. The tank gauges can only be used on fresh and grey water and are not suitable for black water or fuel

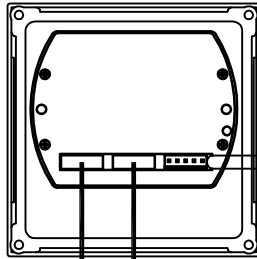
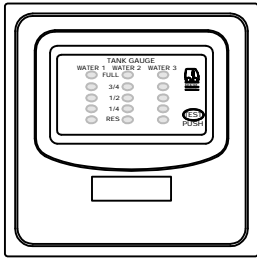


DATE	REV	DATE	DESCRIPTION	DRAWN	APPRVD	TITLE
8/10/03	S		PLAYER			
DVG No. INST RV-TG						
A	B	C	D	E	F	

LED TANK GAUGE INSTRUCTIONS

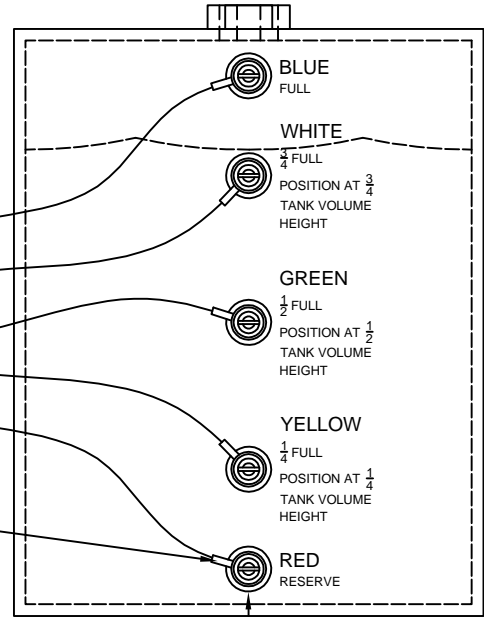
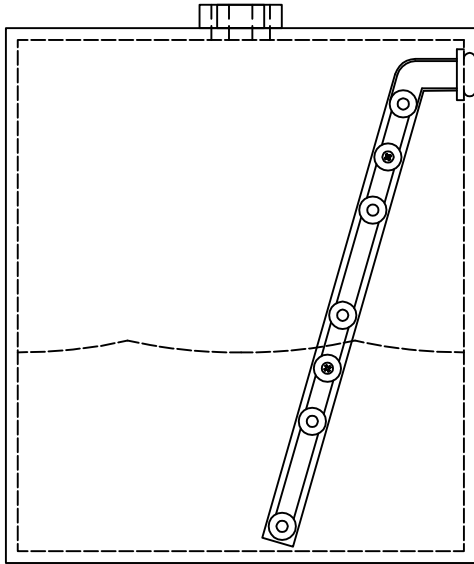
BEP AUTOMOTIVE LTD.
 13 Tarnsdale Grove
 Albany
 Auckland 1310 N.Z.
 PH 09 415 7261 FAX 09 415 9327
 www.bepmarine.com





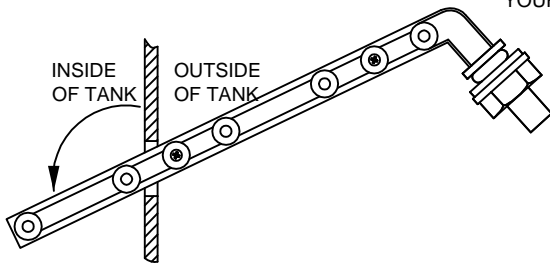
RED= +9.5 TO 15 VDC (FUSED)

BLACK= DC NEGATIVE



Lead supplied with ends un-crimped. Ensure that insulation is removed and the terminal is crimped correctly

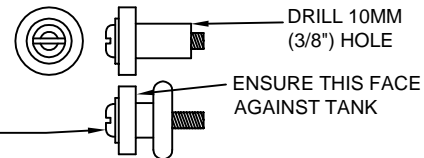
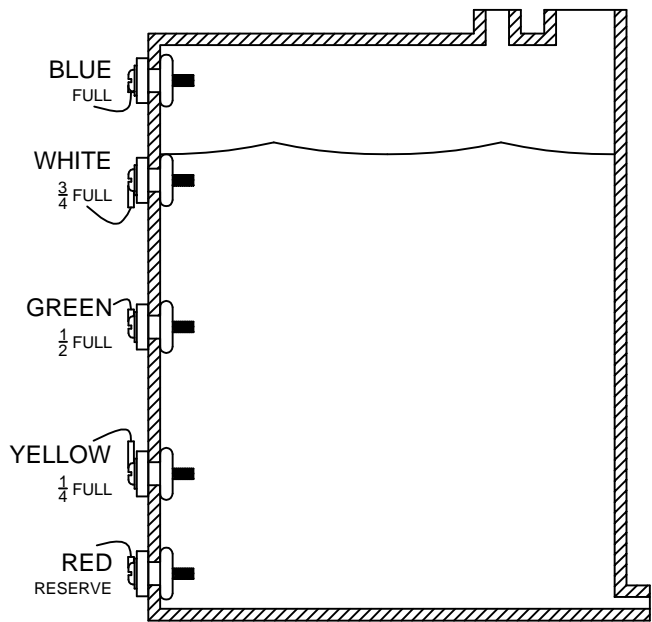
FIT RESERVE PROBE AT ANY POSITION OF YOUR CHOOSING BELOW THE 1/4 FULL MARK



ENSURE THIS FACE AGAINST TANK

DRILL 22MM (7/8") HOLE

- PASS TANK PROBE THROUGH THE 22MM (7/8") HOLE IN TANK.
- TIGHTEN THE NUT ON THE PROBE TO COMPRESS THE FLANGE AND SEAL THE HOLE
- MAKE SURE PROBE REMAINS IN THE VERTICAL POSITION.



DO NOT OVER-TIGHTEN SCREW

RV-TS TANK SENDER ARM
For use in shallow tanks only.
maximum depth 280mm,
maximum tank thickness 10mm

RV-TSPK TANK SENDER PROBE KIT -5 PROBES
Designed for deeper tanks
All hardware included for 5 tank positions

DATE	17/10/03	DWG No.	LED TANK		TITLE:
DRAWN	S PLAYER				LED TANK AND PROBE KIT INSTRUCTIONS
REV.	DATE	DESCRIPTION	DRAWN	APPRVD	

BEP AUTOMOTIVE LTD
13 Tarnedale Grove
Albany
Auckland 1310 N.Z.
PH 09 415 7261 FAX 09 415 9327
www.bepmarine.com

